


PvMax Energy-Kit

The cost-effective and efficient ground-mount system with concrete foundation

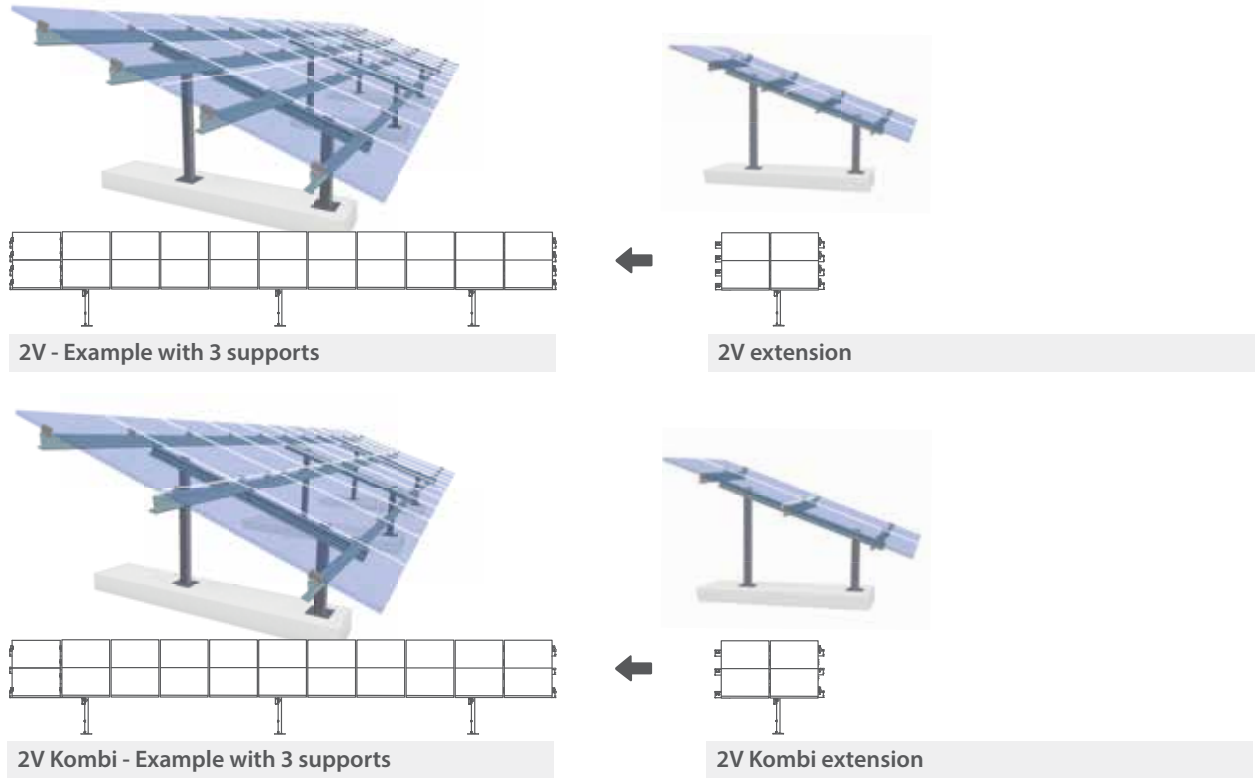
- Pre-compiled standard packages
- Simply place your order online
- Time saving
- Cost reduction



Our cost-effective and proven PvMax unit assembly system for ground-mount solar plants is now available in pre-compiled mounting kits. You can easily order the corresponding module clamps for your modules and the accessories for the cable fastening. The kit is already ready for mounting when delivered. The wall plugs (screw anchors) required to fasten the kit to the foundations are not included; they are available in specialist shops. The concrete foundations are to be provided by the customer on site and are not included in the scope of delivery either. Please carefully read and abide by our mounting instructions when planning and preparing your project.

The small PvMax Energy-Kit is designed for the mounting of 22 modules (2 rows with 11 modules each). The large PvMax Energy-Kit can be covered with 44 modules (2 rows with 22 modules each). With an extension, 4 further modules can be added to each system. A structural analysis is also offered in prefabricated variants.

The kits are designed for common 60-cell modules with dimensions of up to 1000 x 1700 mm. Module clamps can also be ordered corresponding to the height of the module frames.



1400391GB

*The Terms of Guarantee are available at www.schletter-group.com/AGB_en.

Structural analysis tables to determine the required number of supports

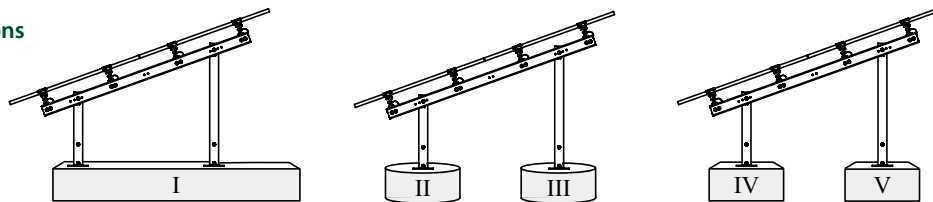
PvMax 20°		Peak velocity pressure q(z) = 0.50 kN/m ²											
Arrangement	Modules in a row	Ground snow loads sk [kN/m ²]											
		0.60	0.75	0.85	1.00	1.25	1.50	1.75	2.00	2.25	2.50	2.75	3.00
2V	11	3	3	3	3	3	3	3	4	4	4	4	4
	22	5	5	5	5	5	6	6	6	7	7	7	7
2V Kombi	11	3	3	3	3	4	4	4	4	4			
	22	5	6	6	6	7	7	7					

PvMax 20°		Peak velocity pressure q(z) = 0.65 kN/m ²											
Arrangement	Modules in a row	Ground snow loads sk [kN/m ²]											
		0.60	0.75	0.85	1.00	1.25	1.50	1.75	2.00	2.25	2.50	2.75	3.00
2V	11	3	3	3	3	3	3	3	4	4	4	4	4
	22	5	5	5	5	6	6	6	7	7	7	7	
2V Kombi	11	3	3	3	4	4	4	4	4	4			
	22	5	6	6	6	7	7	7					

PvMax 20°		Peak velocity pressure q(z) = 0.80 kN/m ²											
Arrangement	Modules in a row	Ground snow loads sk [kN/m ²]											
		0.60	0.75	0.85	1.00	1.25	1.50	1.75	2.00	2.25	2.50	2.75	3.00
2V	11	3	3	3	3	3	3	4	4	4	4	4	4
	22	5	5	5	5	6	6	6	7	7	7	7	
2V Kombi	11	3	3	3	4	4	4	4	4				
	22	6	6	6	6	7	7	7					

PvMax 20°		Peak velocity pressure q(z) = 1.10 kN/m ²											
Arrangement	Modules in a row	Ground snow loads sk [kN/m ²]											
		0.60	0.75	0.85	1.00	1.25	1.50	1.75	2.00	2.25	2.50	2.75	3.00
2V	11	3	3	3	3	3	3	4	4	4	4	4	4
	22	5	5	6	6	6	6	7	7	7	7		
2V Kombi	11	3	3	3	3	4	4	4	4	4	4		
	22	7	7	7	7	7							

Dimensions of foundations



Supports for 11 modules	Strip foundation			Isolated (pad) foundation, round				Isolated (pad) foundation, square			
	I			II		III		IV		V	
	L	W	H	∅	H	∅	H	W	H	W	H
3	300	60	50	100	50	100	75	100	50	100	50
4	260	60	50	100	50	100	75	100	50	100	50

Supports for 22 modules	Strip foundation			Isolated (pad) foundation, round				Isolated (pad) foundation, square			
	I			II		III		IV		V	
	L	W	H	∅	H	∅	H	W	H	W	H
5	320	60	50	100	50	100	75	100	50	100	75
6	300	60	50	100	50	100	75	100	50	100	50
7	280	60	50	100	50	100	75	100	50	100	50

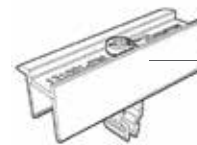
Kits

PvMax Energy-Kits and extensions				
Arrangement	Modules in a row	Supports	Basic variant Item no.	Extension Item no.
2V	11	3	146003-021	146003-019
		4	146003-022	
	22	5	146003-024	
		6	146003-025	
		7	146003-026	
2V Kombi	11	3	146003-027	146003-020
		4	146003-028	
	22	5	146003-030	
		6	146003-031	
		7	146003-032	

Module clamps and accessories

Required number of module clamps:

Arrangement	Modules in a row	End clamp vertical	Middle clamp vertical	Middle clamp horizontal
2V	11	8	40	
	22	8	84	
2V Kombi	11	4	20	22
	22	4	42	44
2V extension			8	
2V Kombi extension			4	4



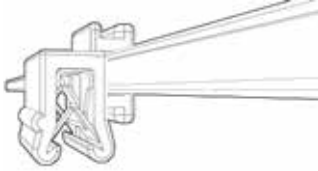
Module clamp

(please select from table below)

Rapid ²⁺ Module clamps (One module clamp adapter is required for each module clamp! - Item no. 144919-050)						
Module height	Vertical				Horizontal (combined clamping, clamping wedge turned by 90°)	
	End clamp	End clamp Universal	Middle clamp	Grounding middle clamp	Middle clamp	Grounding middle clamp
30 mm	131001-030	131002-000	131003-000	135002-000	131012-000	
31 mm	131001-031	131002-000	131003-000	135002-000	131012-000	
32 mm	131001-032	131002-000	131003-000	135002-000	131012-000	
33 mm	131001-033	131002-000	131003-000	135002-000	131012-000	
34 mm	131001-034	131002-000	131003-000	135002-000	131012-000	
35 mm	131001-035	131002-000	131003-000	135002-000	131012-000	
36 mm	131001-036	131002-000	131003-000	135002-000	131012-000	
37 mm	131001-037	131002-000	131003-000	135002-000	131012-000	
38 mm	131001-038	131002-000	131003-000	135002-000	131012-000	
39 mm		131002-000	131003-000	135002-000	131012-000	
40 mm	131001-040	131002-001	131003-001	135002-001	131012-001	135011-001
41 mm	131001-041	131002-001	131003-001	135002-001	131012-001	135011-001
42 mm	131001-042	131002-001	131003-001	135002-001	131012-001	135011-001
43 mm		131002-001	131003-001	135002-001	131012-001	135011-001
44 mm	131001-044	131002-001	131003-001	135002-001	131012-001	135011-001
45 mm	131001-045	131002-001	131003-001	135002-001	131012-001	135011-001
46 mm	131001-046	131002-001	131003-001	135002-001	131012-001	135011-001
47 mm		131002-001	131003-001	135002-001	131012-001	135011-001
48 mm		131002-001	131003-001	135002-001	131012-001	135011-001
49 mm		131002-001	131003-001	135002-001	131012-001	135011-001
50 mm	131001-050	131002-001	131003-001	135002-001	131012-001	135011-001

Cable accessories

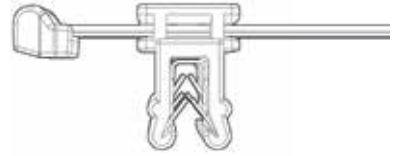
964000-176	Paint zinc dust silver gray satin-gloss
149023-001	Cable fastening retainer 1.0-3.0mm, guidance at the top
149023-002	Cable fastening retainer 1.0-3.0mm, guidance at the side
149023-003	Cable fastening retainer 3.0 - 6.0 mm
144999-009	FS Uno / Duo cable fastener purlin
144999-010	Empty conduit



Item no. 149023-002



Item no. 149023-003



Item no. 149023-001



Item no. 144999-009

Further information at: www.schletter-group.com.



SCHLETTER GMBH

Gewerbegebiet an der B15
Alustrasse 1
D- 83527 Kirchdorf/Haag i.OB
GERMANY

**SCHLETTER (Shanghai)
Solar Technology Co., Ltd**

677 Beihe Gong Road
Jiading, Shanghai
201807 PR CHINA

SCHLETTER Inc.

1001 Commerce Center Drive
Shelby, North Carolina 28150
USA

www.schletter-group.com